

A walk along the river wall

- 1 Slaughden Quay** The quay was the vibrant and busy centre of Slaughden, with trading ships docking with their goods and new boats being built.
- 2 The Three Mariners Inn** This pub, perched on the shingle between sea and river, was a haven for weary fisherman and other seafarers. Shanties would be sung and stories told of the smugglers that frequented the beach and village.
- 3 The boating pond** The original boating pond stood where the Slaughden sailing club now sits. It was constantly flooded and it was eventually moved to a more suitable place on the Moot Green, where it is today.



- 4 The Hazard** The last house left standing was called the Hazard and was the farmhouse for the surrounding marshes where cattle grazed. It eventually washed away during the floods of 1953.



The Three Mariners Inn Sign

Old Slaughden was a village to the south of Aldeburgh and from the Tudor times up until the end of the 19th century, was a flourishing ship-building centre. In its heyday, Slaughden had twenty cottages, a pub, warehouses, a fish curing salt store and a soap factory, as well as thriving ship yards. Slaughden was slowly washed away by the sea, and only the Martello tower still remains. The original pub sign for the Three Mariners Inn is a whalebone, probably washed up onto the beach, and it hung above the door of the Inn.



You can see this at The Aldeburgh Museum



- 5 Ionia** Can you spot the remains of the boat 'Ionia' in the mud here? It was a home for summer holiday makers, including Orlando the Marmalade cat and his family.




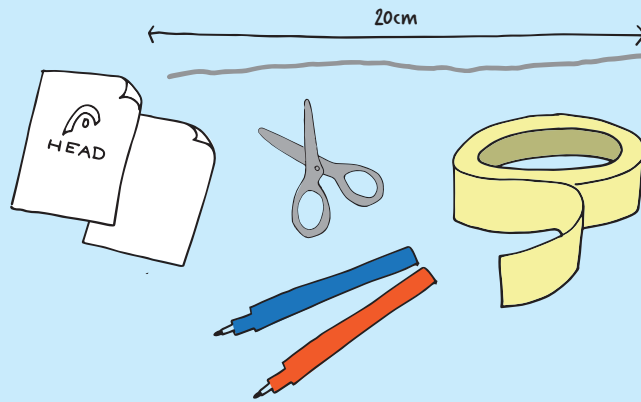
- 6 Slaughden ferry** A small ferry used to run between the Slaughden Quay and the river bank opposite. It was a popular walk to Iken and Snape, there was a bell to summon the ferry to return to Slaughden.



MAkE a mini tennis racket





You will need- a 20cm length of wire, a logo printed or drawn on paper, plain paper, masking tape, pens




1. Take your wire and fold it in half
2. Fold your wire round a lid of a glue stick to form your frame

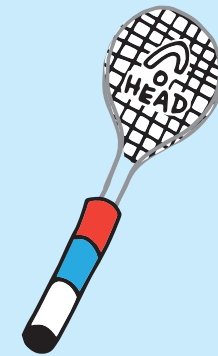
3. Hold the ends together to make the handle and tape it together with the masking tape.



4. Draw a string design on your paper and push it inside your wire frame. Trim around it with scissors.



5. Stick your paper logo onto the strings and then decorate your handle with coloured pens.



Tennis

Benjamin Britten was a keen tennis player and one of the reasons he moved to The Red House was to enjoy playing tennis on its beautiful grass court. This is Benjamin Britten's tennis racket, a wooden, Dunlop Maxply Fort. It is dated from 1953 and it was one of the most popular tennis rackets ever made, still being produced in the 1980s.

You can see this at The Red House